

Table of contents(目錄)

Paper

1-1.Line&Load Regulation And Temperature Chafaile Character (輸入&負荷及溫度變動特性)-----	4
1-2.Ripple And Noise Character(紋波特性)-----	5~6
1-3.Over-Voltage Protection (過電壓保護特性)-----	7
1-4.Over-Current Protection (過電流保護特性)-----	8
1-5.Dynamic ripple Character(動態負載特性)-----	9
1-6.Efficiency Character(效率特性)-----	10
1-7.Input&Load Change Character(輸入&負荷變動特性)-----	11
1-8.Inrush Current (浪涌電流)-----	12
1-9.Turn On Delay(開機爬升延遲時間)-----	13
2-1.Hold Up Time Character (保持時間)-)-----	14
2-2.Low Vac Shut Off (輸入欠壓關斷特性)-----	15
2-3. Over Shoot(過沖特性)-----	16
2-4.Under Shoot(下沖特性)-----	17
2-5.Leak Current (漏電流特性)-----	18

Evaluation Method 評價方法

Circuit used for determination 特性電路圖

Circuit 1 特性回路1

Line&Load Regulation And Temperature Chafaile Character (輸入&負荷及溫度變動特性)

Over-Voltage Protection (過電壓保護特性)

Over-Current Protection (過電流保護特性)

Dynamic ripple Character(動態負載特性)

Efficiency Character(效率特性)

Input&Load Change Character(輸入&負荷變動特性)

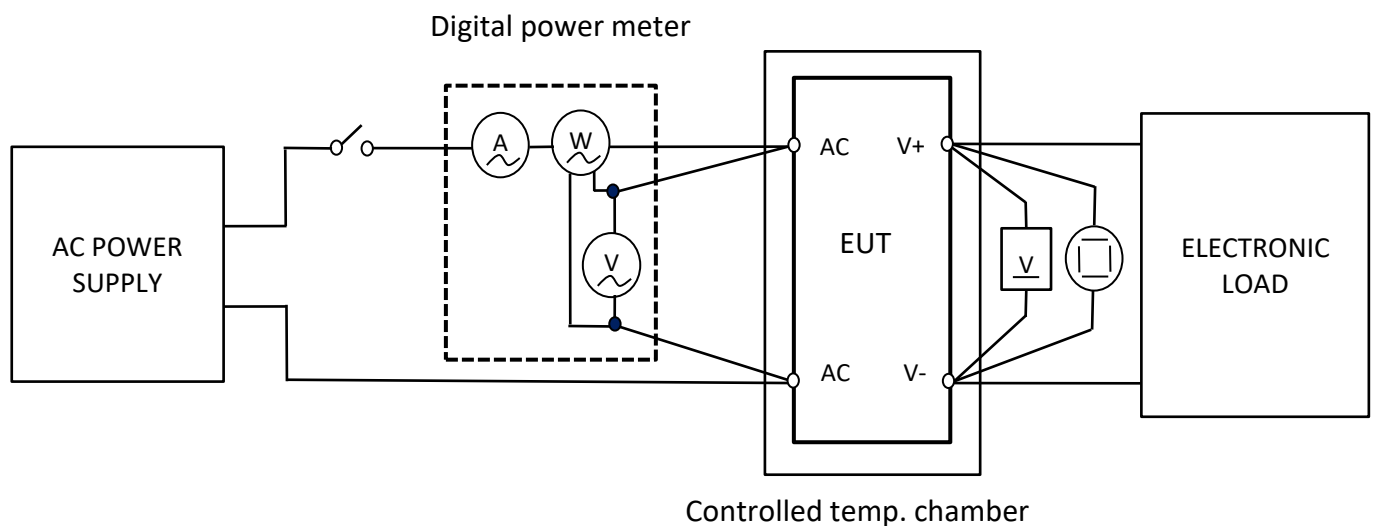
Turn On Delay(開機爬升延遲時間)

Hold Up Time Character (保持時間)

Low Vac Shut Off (輸入欠壓關斷特性)

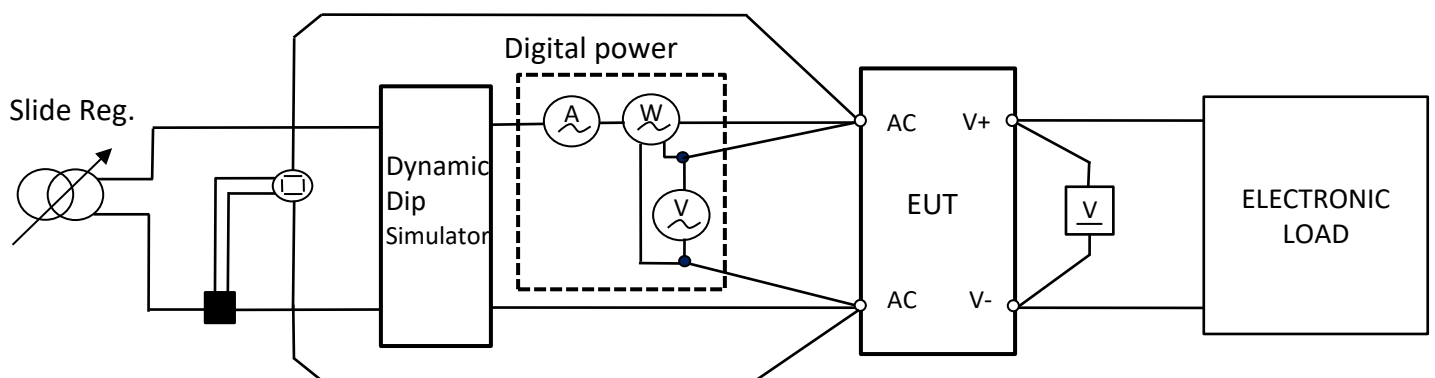
Over Shoot(過沖特性)

Under Shoot(下沖特性)



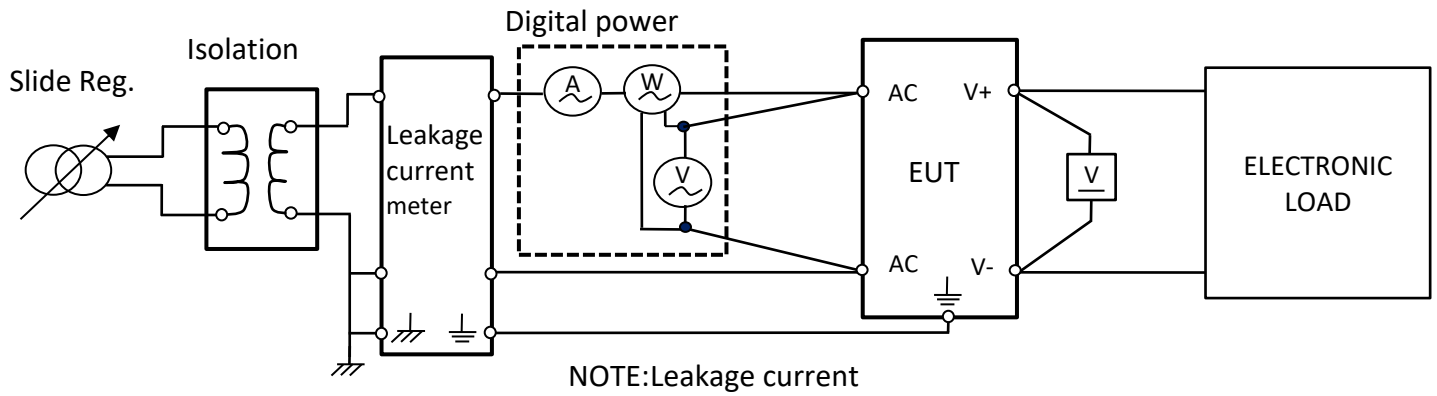
Circuit 2 特性回路2

Inrush Current (浪涌電流)



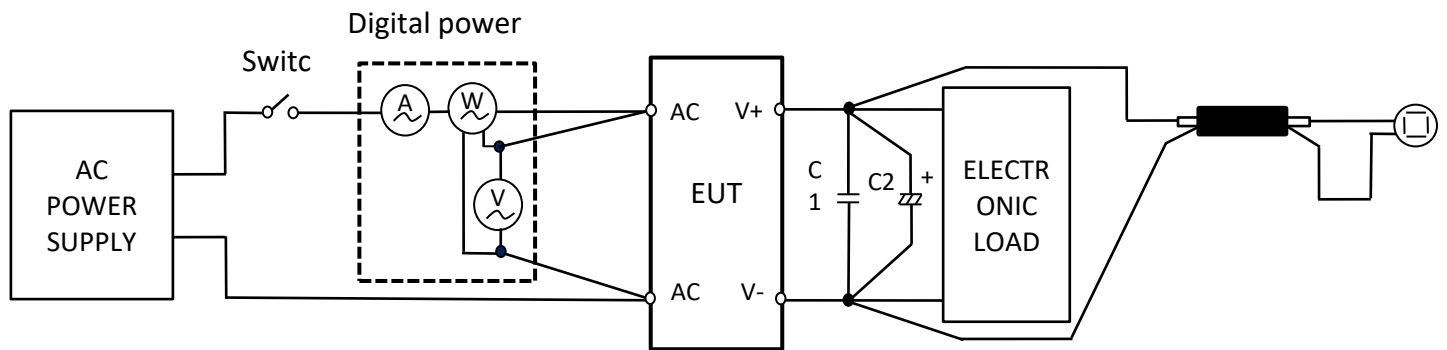
Circuit 3 特性回路3

Leak Current (漏電流特性)



Circuit 4 特性回路4

Ripple And Noise Character(紋波特性)



C1 : 0.1 μ F CERAMICS CAPACITOR

C2 : 10 μ 100V ALUMINUM CAPACITOR

THE BANDWIDTH OF OSCILLOSCOPE IS SET WITH 20MHz

1.ELECTRICAL FUNCTION Character(電氣特性)

1-1.Line&Load Regulation And Temperature Chafaile Character (輸入& 負荷及溫度變動特性)

※ Character Condition(特性條件) :

1	I/P Voltage(Vac)(輸入電壓)	85Vac/100Vac/240Vac/265Vac
2	I/P Frequency(Hz)(輸入頻率)	47Hz ~63Hz
3	Output Load(輸出負載)	0%,25%,50%,75%,100% Of Full Load
4	Regulation(調整率)	Load Regulation: $\leq 10\%$; Line Regulation $\leq 2\%$
5	Ambient Temp.(°C)(環境溫度)	25°C
6	Sample Size(取樣數)	1PCS

Output voltage	3.3V
----------------	------

※ Character Data(特性數據) :

O/P \ I/P	85Vac/63Hz	100Vac/60Hz	240Vac/50Hz	265Vac/47Hz	Line Regulation $\leq 2\%$
0%	3.365V	3.365V	3.365V	3.365V	0.00%
25%	3.354V	3.354V	3.353V	3.353V	0.03%
50%	3.342V	3.341V	3.341V	3.341V	0.03%
75%	3.3V	3.33V	3.33V	3.33V	0.91%
100%	3.318V	3.318V	3.318V	3.318V	0.00%
Load Regulation: $\leq 10\%$	1.97%	1.42%	1.42%	1.42%	

1-2.1 Ripple And Noise Character (紋波與雜訊)

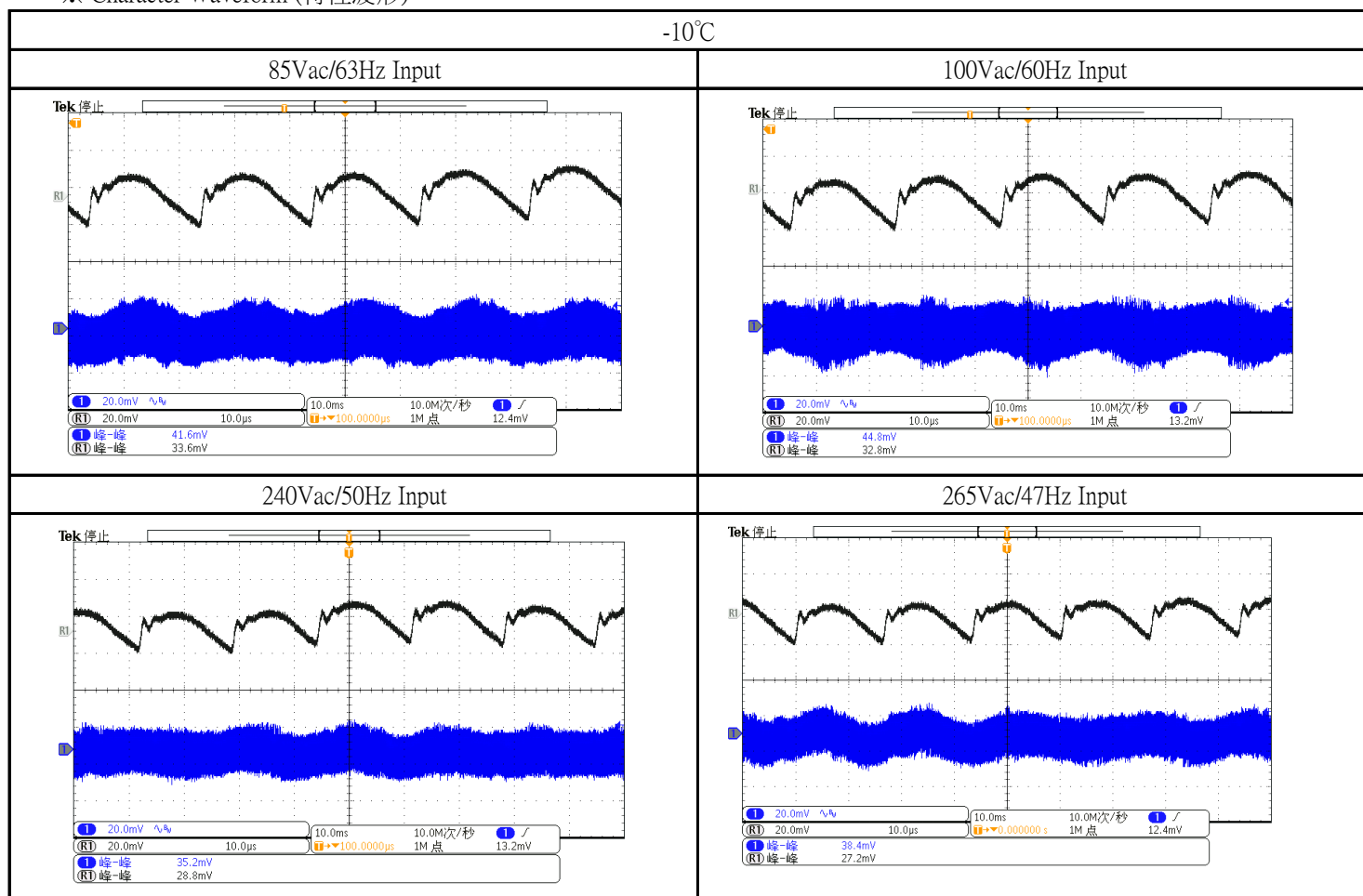
※ Character Condition(特性條件):

1	I/P Voltage(Vac)(輸入電壓)	85Vac/100Vac/240Vac/265Vac
2	I/P Frequency(Hz)(輸入頻率)	47Hz ~63Hz
3	Output Load(輸出負載)	Full Load
4	Ambient Temp.(°C)(環境溫度)	-10°C
5	Sample Size(取樣數)	1PCS

※ Character Data(特性數據):

I/P	85Vac/63Hz		100Vac/60Hz		240Vac/50Hz		265Vac/47Hz	
ITEM	Ripple	Noise	Ripple	Noise	Ripple	Noise	Ripple	Noise
-10°C	33.6mV	41.6mV	32.8mV	44.8mV	28.8mV	35.2mV	27.2mV	38.4mV

※ Character Waveform (特性波形):



1-2.3 Ripple And Noise Character (紋波與雜訊)

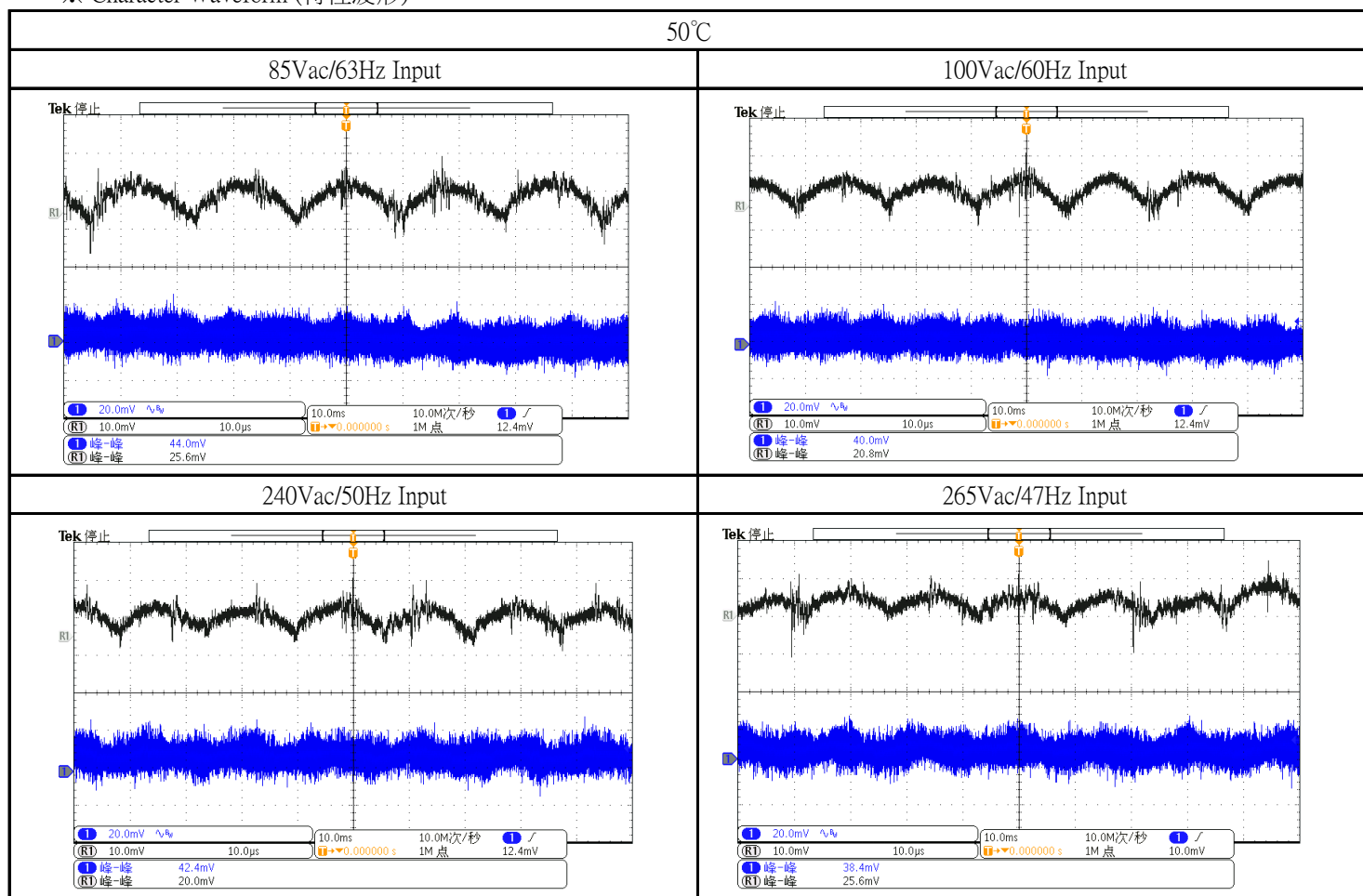
※ Character Condition(特性條件):

1	I/P Voltage(Vac)(輸入電壓)	85Vac/100Vac/240Vac/265Vac
2	I/P Frequency(Hz)(輸入頻率)	47Hz ~63Hz
3	Output Load(輸出負載)	Full Load
4	Ambient Temp.(°C)(環境溫度)	50°C
5	Sample Size(取樣數)	1PCS

※ Character Data(特性數據):

I/P	85Vac/63Hz		100Vac/60Hz		240Vac/50Hz		265Vac/47Hz	
ITEM	Ripple	Noise	Ripple	Noise	Ripple	Noise	Ripple	Noise
50°C	25.6mV	44.0mV	20.8mV	40.0mV	20.0mV	42.4mV	25.6mV	38.4mV

※ Character Waveform (特性波形):



1-3.Over-Voltage Protection(過電壓保護特性)

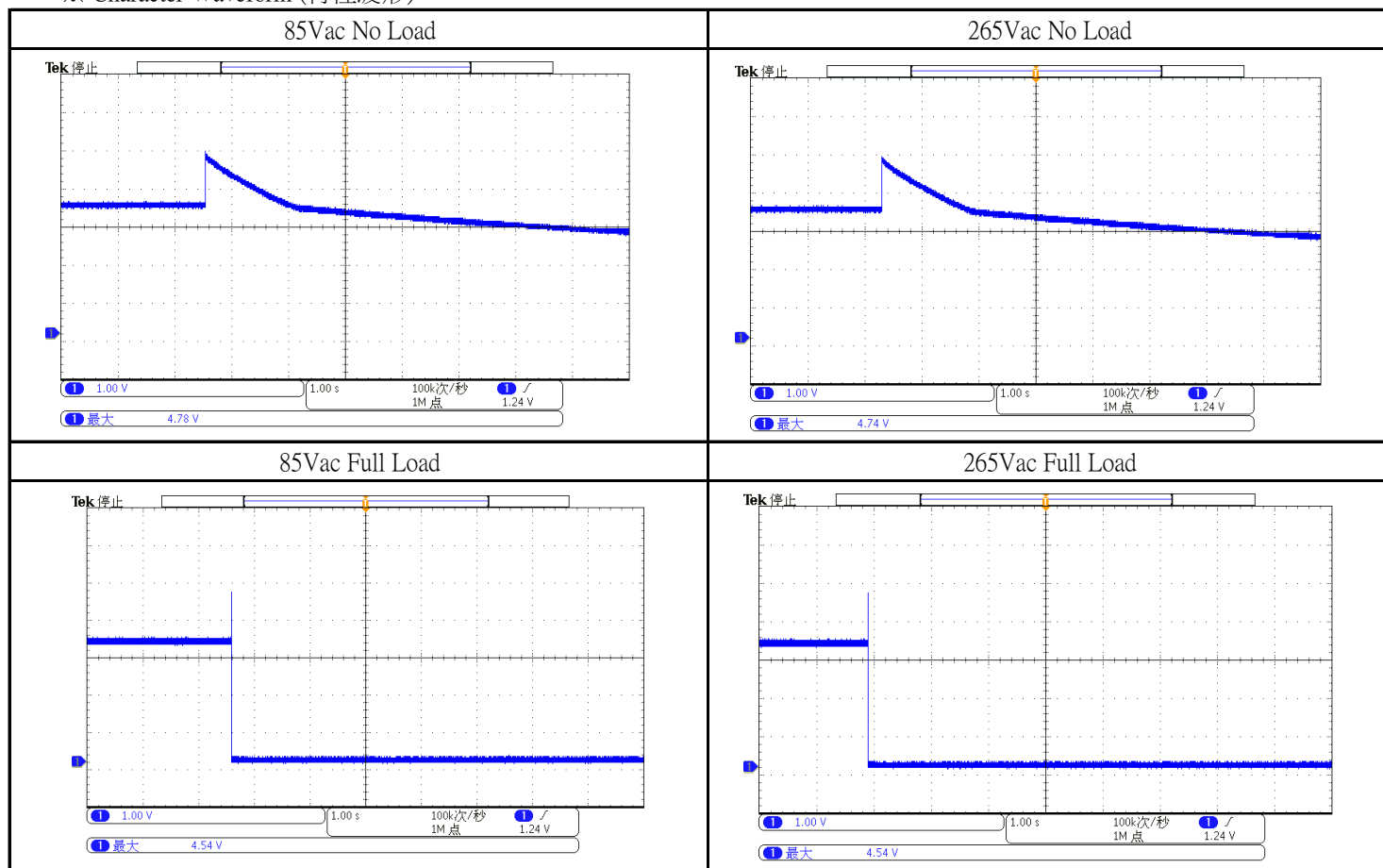
※ Character Condition(特性條件):

1	I/P Voltage(Vac)(輸入電壓)	85Vac/265Vac
2	I/P Frequency(Hz)(輸入頻率)	47Hz /63Hz
3	Output Load(輸出負載)	No/Full Load
4	Ambient Temp.(°C)(環境溫度)	25°C
5	Sample Size(取樣數)	1PCS

※ Character Data(特性數據):

O/P	No Load		Full Load	
I/P	85Vac/63Hz	265Vac/47Hz	85Vac/63Hz	265Vac/47Hz
Character Result	4.78V	4.74V	4.54V	4.54V

※ Character Waveform (特性波形):



1-4.Over-Current Protection(過電流保護特性)

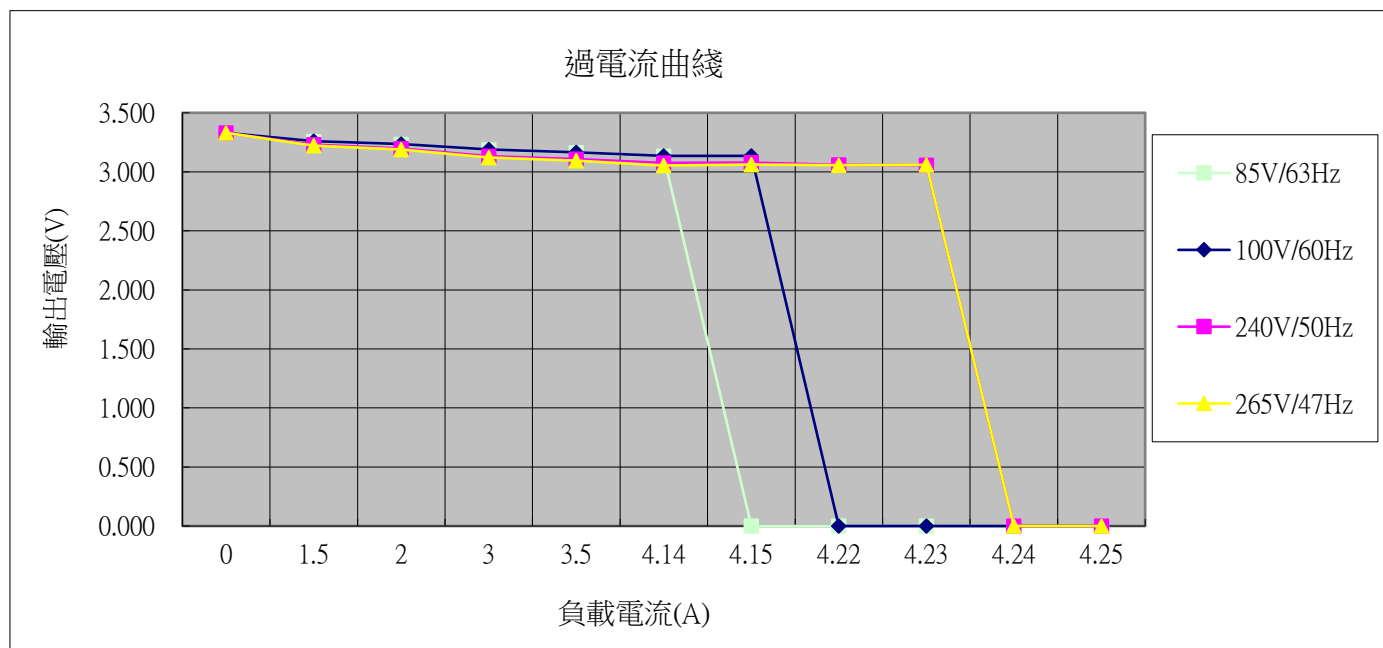
※ Character Condition(特性條件):

1	I/P Voltage(Vac)(輸入電壓)	85Vac/100Vac/240Vac/265Vac
2	I/P Frequency(Hz)(輸入頻率)	47Hz ~63Hz
3	Output Load(輸出負載)	Full Load
4	Ambient Temp.(°C)(環境溫度)	25°C
5	Sample Size(取樣數)	1PCS

※ Character Data(特性數據):

I/P	85V/63Hz	100V/60Hz	240V/50Hz	265V/47Hz
O.C.P點	4.15A	4.22A	4.24A	4.24A

I/P	85V/63Hz										
Voltage(V)	3.330	3.257	3.233	3.186	3.162	3.133	0.000	0.000	0	0	0
Current(A)	0	1.5	2	3	3.5	4.14	4.15	4.22	4.23	4.24	4.25
I/P	100V/60Hz										
Voltage(V)	3.330	3.259	3.236	3.189	3.166	3.135	3.134	0.000	0	0	0
Current(A)	0	1.5	2	3	3.5	4.14	4.15	4.22	4.23	4.24	4.25
I/P	240V/50Hz										
Voltage(V)	3.330	3.229	3.197	3.132	3.107	3.076	3.079	3.058	3.057	0	0
Current(A)	0	1.5	2	3	3.5	4.14	4.15	4.22	4.23	4.24	4.25
I/P	265V/47Hz										
Voltage(V)	3.330	3.222	3.189	3.121	3.094	3.054	3.061	3.057	3.059	0	0
Current(A)	0	1.5	2	3	3.5	4.14	4.15	4.22	4.23	4.24	4.25



1-5. Dynamic ripple Character(動態負載特性)

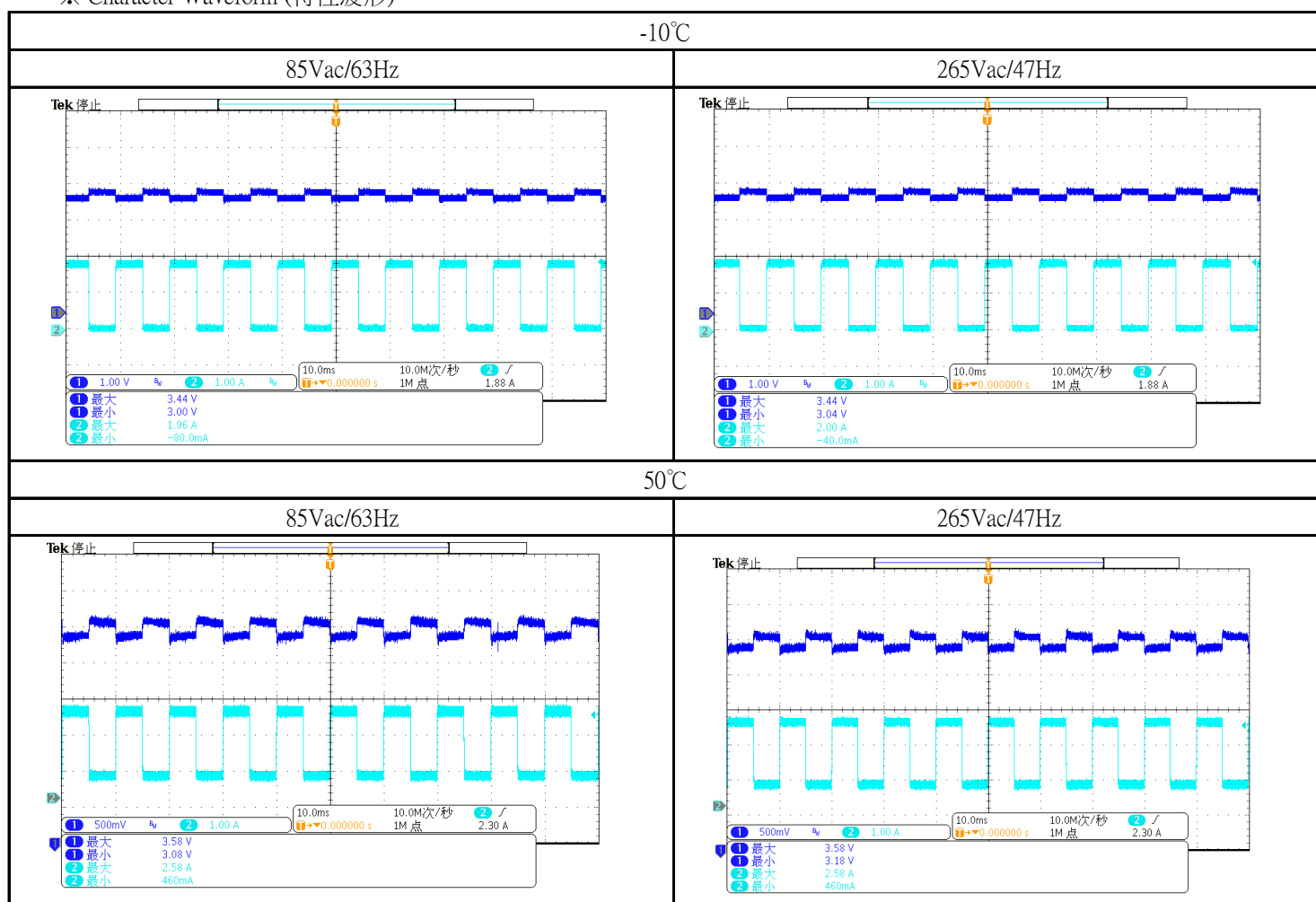
※ Character Condition(特性條件):

1	I/P Voltage(Vac)(輸入電壓)	85Vac/265Vac
2	I/P Frequency(Hz)(輸入頻率)	47Hz /63Hz
3	Output Load(輸出負載)	20%-80% Full Load,TH=5ms,TL=5ms,Slew rate=0.1A/us
4	Ambient Temp.(°C)(環境溫度)	- 10°C/50°C
5	Sample Size(取樣數)	1PCS

※ Character Data(特性數據):

I/P	85Vac/63Hz		265Vac/47Hz	
O/P	Max	Min	Max	Min
-10°C	3.44V	3.0V	3.44V	3.04V
50°C	3.58V	3.08V	3.58V	3.18V

※ Character Waveform (特性波形):



1-6.Efficiency Character(效率特性)

※ Character Condition(特性條件):

1	I/P Voltage(Vac)(輸入電壓)	115Vac/230Vac
2	I/P Frequency(Hz)(輸入頻率)	50Hz / 60Hz
3	Output Load(輸出負載)	0%,10%,25%,50%,75%,100% of Full Load
4	Ambient Temp.(°C)(環境溫度)	25°C
5	Sample Size(取樣數)	1PCS
6	Output Load(輸出負載)	3.5A

※ Character Data(特性數據):

使用線材	N/A
------	-----

Efficiency								Stand by consumption	
Load		10% 25% 50% 75% 100%						0%	
I/P		115Vac/60Hz			230Vac/50Hz			Input 115V/60Hz	230V/50HZ
O/P Load		Pin (W)	Pout (W)	Efficiency (%)	Pin (W)	Pout (W)	Efficiency (%)	0.02W	0.07W
10%	0.35A	1.174	0.990	84.33%	1.264	0.990	78.32%		
25%	0.875A	2.894	2.460	85.00%	2.97	2.460	82.83%		
50%	1.75A	5.822	4.890	83.99%	5.866	4.800	81.83%		
75%	2.625A	8.771	7.260	82.77%	8.758	7.240	82.67%		
100%	3.5A	8.768	7.230	82.46%	11.671	9.550	81.83%		
Average				83.56%			82.29%		

1-7.Input&Load Change Character(輸入& 負荷變動特性)

※ Character Condition(特性條件) :

1	I/P Voltage(Vac)(輸入電壓)	85Vac~265Vac
2	I/P Frequency(Hz)(輸入頻率)	47Hz ~63Hz
3	Output Load(輸出負載)	No Load and Full Load
4	Ambient Temp.(°C)(環境溫度)	25°C
5	Sample Size(取樣數)	1PCS
6		

※ Character Equipment(特性設備) :

ITEM	Equipment Item(設備)	Model No. / Manufacturer(製造商和型號)
1	AC Source(變頻器)	ALL POWER/APG-1005N
2	Power Meter(功率表)	YOKOGAWA/WT310
3	DC Load(DC負載)	ITECH/IT8512+

※ Character Data(特性數據) :

Input change with no load			
No Load		Input Condition	
		85V/63Hz	265Vac/47Hz
	Input Current (A)	0.0008	0.002
	Input Power (W)	0.015	0.09
Input change with full load			
Full Load		Input Condition	
		85V/63Hz	265Vac/47Hz
	Input Current (A)	0.247	0.11
	Input Power (W)	12.11	11.94

1-8.Inrush Current (浪涌電流)

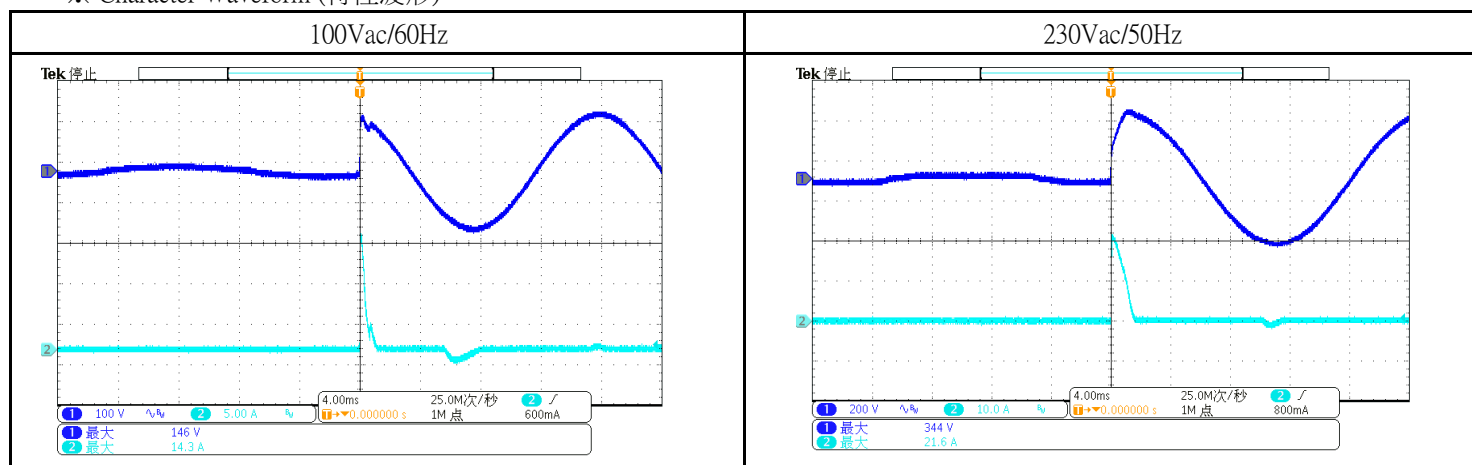
※ Character Condition(特性條件)：

1	I/P Voltage(Vac)(輸入電壓)	100Vac/230Vac
2	I/P Frequency(Hz)(輸入頻率)	50Hz /60Hz
3	Output Load(輸出負載)	Full Load
4	Ambient Temp.(°C)(環境溫度)	25°C
5	Sample Size(取樣數)	1PCS

※ Character Data(特性數據)：

Inrush Current		
<div> <div>O/P</div> <div>I/P</div> <div>I(A)</div> </div>	Full Load	Full Load
	100Vac/60Hz	230Vac/50Hz
Character Result	14.3A	21.6A

※ Character Waveform (特性波形)：



1-9.Turn On Delay(開機爬升延遲時間)

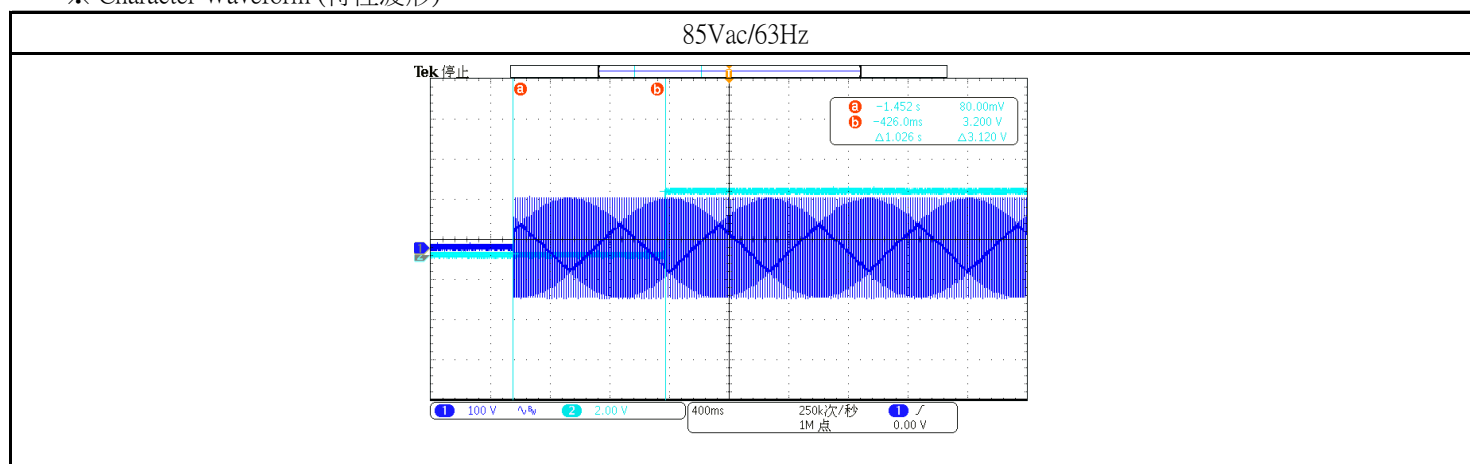
※ Character Condition(特性條件)：

1	I/P Voltage(Vac)(輸入電壓)	85Vac
2	I/P Frequency(Hz)(輸入頻率)	63Hz
3	Output Load(輸出負載)	Full Load
4	Ambient Temp.(°C)(環境溫度)	25°C
5	Sample Size(取樣數)	1PCS

※ Character Data(特性數據)：

Turn on delay time	
I/P	85Vac/63Hz
Character Result	1.026S

※ Character Waveform (特性波形)：



2-1. Hold Up Time Character (保持時間)

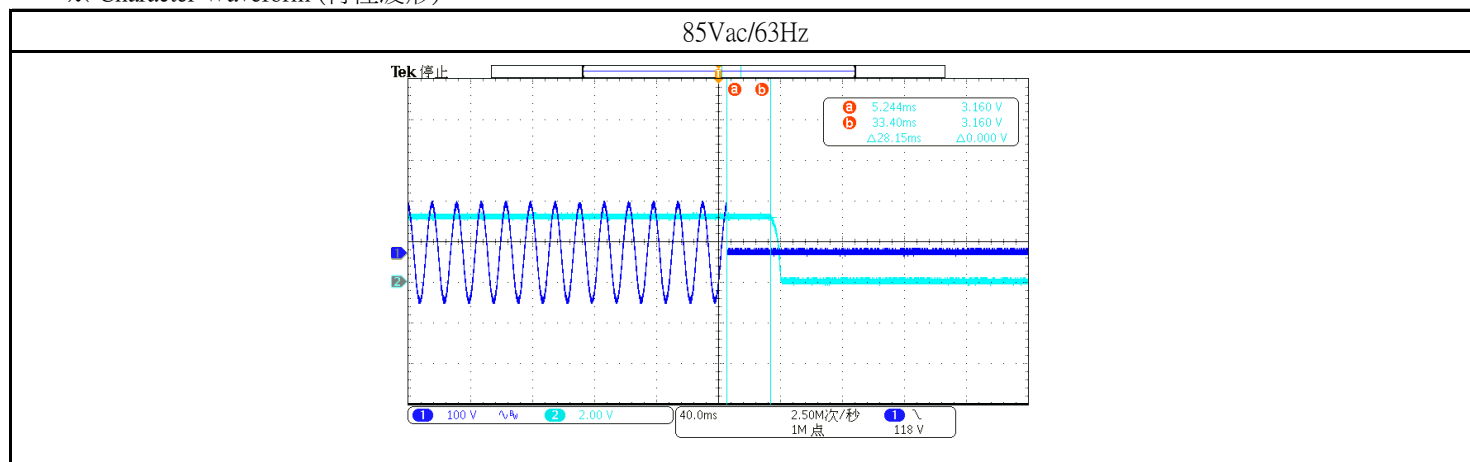
※ Character Condition(特性條件) :

1	I/P Voltage(Vac)(輸入電壓)	85Vac
2	I/P Frequency(Hz)(輸入頻率)	63Hz
3	Output Load(輸出負載)	Full Load
4	Ambient Temp.(°C)(環境溫度)	25°C
5	Sample Size(取樣數)	1PCS

※ Character Data(特性數據) :

Hold up time	
I/P	85Vac/63Hz
Character Result	28.15mS

※ Character Waveform (特性波形) :



2-2. Low Vac Shut Off (輸入欠壓關斷特性)

※ Character Condition(特性條件):

1	I/P Voltage(Vac)(輸入電壓)	0~85Vac
2	I/P Frequency(Hz)(輸入頻率)	60Hz
3	Output Load(輸出負載)	Full Load
4	Ambient Temp.(°C)(環境溫度)	25°C
5	Sample Size(取樣數)	1PCS

※ Character Data(特性數據):

LOW Vac SHUT OFF	
0~85Vac Input	
O/P	Full Load
Brown in	50.0V
85~0Vac Input	
O/P	Full Load
Brown out	46.0V

2-3. Over Shoot(過沖特性)

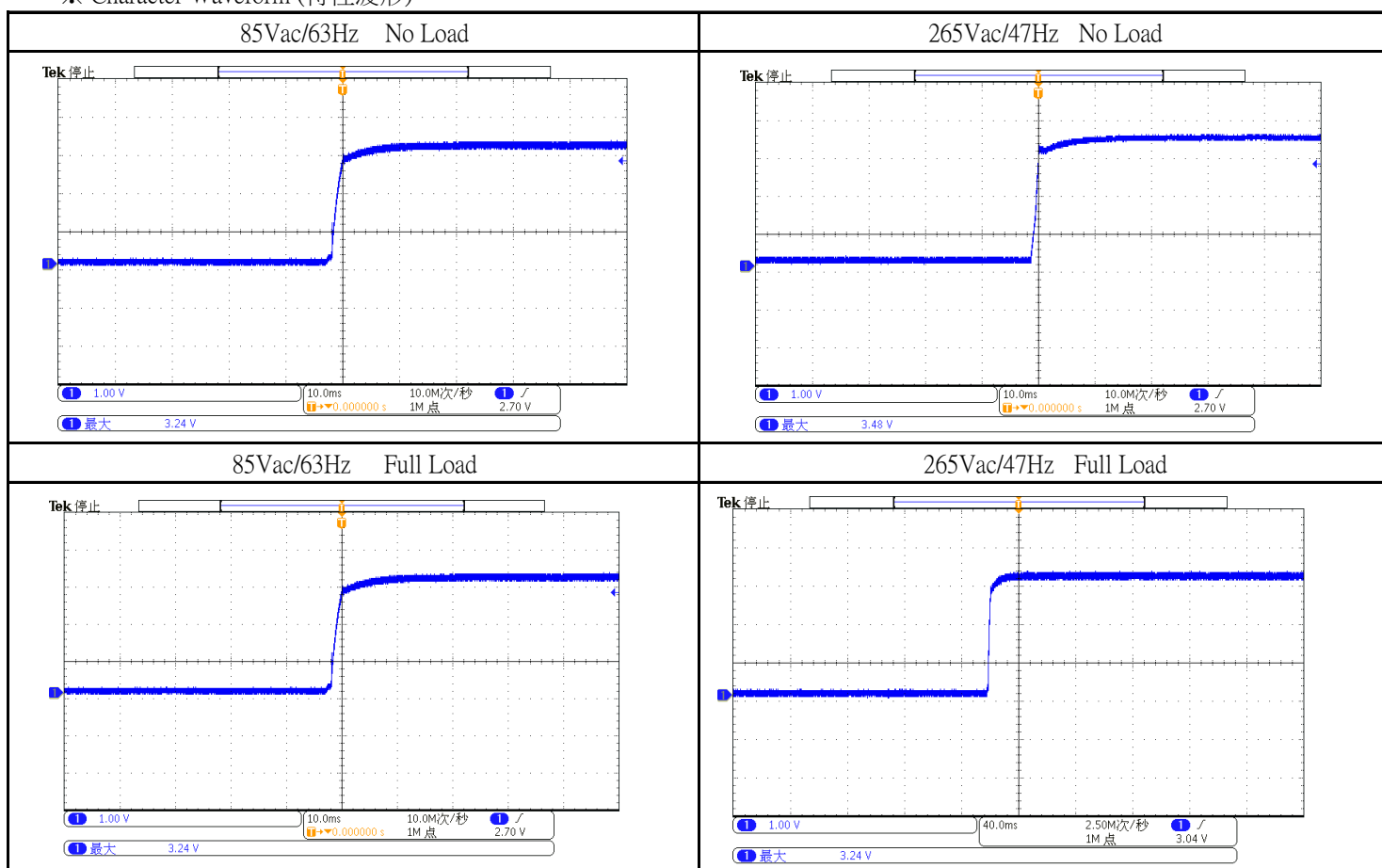
※ Character Condition(特性條件):

1	I/P Voltage(Vac)(輸入電壓)	85Vac/265Vac
2	I/P Frequency(Hz)(輸入頻率)	47Hz /63Hz
3	Output Load(輸出負載)	No Load/Full Load
4	Ambient Temp.(°C)(環境溫度)	25°C
5	Sample Size(取樣數)	1PCS

※ Character Data(特性數據):

Over Shoot				
O/P	No Load		Full Load	
I/P	85Vac/63Hz	265Vac/47Hz	85Vac/63Hz	265Vac/47Hz
Character Result	3.24V	3.48V	3.24V	3.24V

※ Character Waveform (特性波形):



2-4.Under Shoot(下沖特性)

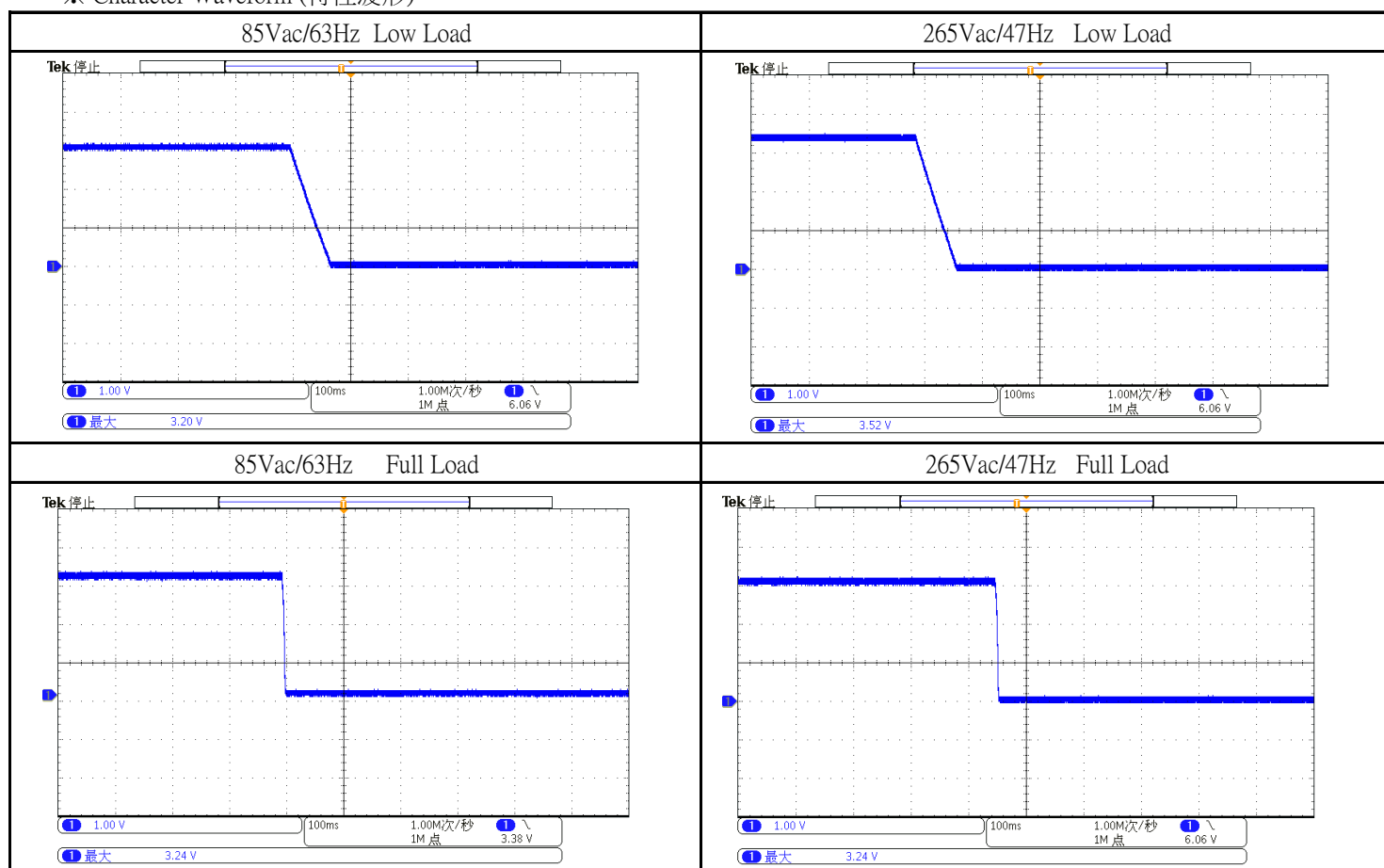
※ Character Condition(特性條件):

1	I/P Voltage(Vac)(輸入電壓)	85Vac/265Vac
2	I/P Frequency(Hz)(輸入頻率)	47Hz /63Hz
3	Output Load(輸出負載)	Low/Full Load
4	Ambient Temp.(°C)(環境溫度)	25°C
5	Sample Size(取樣數)	1PCS

※ Character Data(特性數據):

Under Shoot				
O/P	0.1A		Full Load	
I/P	85Vac/63Hz	265Vac/47Hz	85Vac/63Hz	265Vac/47Hz
Character Result	3.2V	3.52V	3.24V	3.24V

※ Character Waveform (特性波形):



2-5.Leak Current(漏電流特性)

※Character Condition(特性條件) :

1	I/P Voltage(Vac)(輸入電壓)	264Vac
2	I/P Frequency(Hz)(輸入頻率)	47Hz
3	Output Load(輸出負載)	No Load
4	Ambient Temp.(°C)(環境溫度)	25°C
5	Sample Size(取樣數)	1PCS
6		

※Character Equipment(特性設備) :

ITEM	Equipment Item(設備)	Model No. / Manufacturer(製造商和型號)
1	Leak current Characterer(泄漏電流特性儀)	VG2301
2		
3		
4		

LEAK CURRENT CHARACTER

Spec.(mA MAX)	0.5
O/P	No Load
I/P	264Vac

※Character Data :

SINGLE-PHASE EQUIPMENT						
The Character was made in all combinations to the normal and reverse polarity of the supply circuit(Polarity Switch P1)						
Terminal A (Switch"s") of Measuring Instrument Connected to:	Switch"e" Position	Touch Current (mA r.m.s.)				
		Polarity P1/Primary Switch Condition				
		Normal/On	Normal/Off	Reverse/On	Reverse/Off	Judgement
Output	Closed	0.076	-	0.075	-	Pass

- ☐ The touch current [did not] exceed _____ mA r.m.s with terminal A connected to the earth terminal of the unit with Switch "e" opened.
- ☒ The touch current [did not] exceed 0.5 mA r.m.s with terminal A connected to the earth terminal of the unit with Switch "e" closed.